



# ADA REQUIREMENTS FOR WASHROOM SYSTEMS

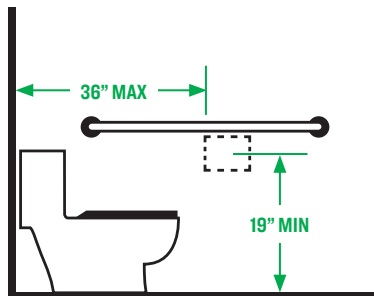


**WINONA**  
SERVICES

## TOILET TISSUE DISPENSERS

**OPERATION:** ADAAG Section 4.16.6. requires that toilet paper be installed within reach, and prohibits use of toilet paper dispensers that control delivery or that do not permit continuous paper flow.

**PLACEMENT:** Dispensers are to be installed below the grab bar on the near side of the wall or toilet stall at a minimum height of 19 in. above the floor, measured to the center of the roll, and at a maximum distance of 36 in. from the rear wall, measured to the furthest edge of the dispenser.



## TOWEL & SOAP DISPENSERS

**OPERATION:** ADAAG Section 4.27.4. states that “Controls and operating mechanisms shall be operable with one hand and shall not require tight grasping, pinching, or twisting of the wrist. The force required to activate controls shall be no great than 5 pounds of force.”

**APPROACH:** ADAAG Section 4.27 contains several requirements affecting the placement of paper towel and soap dispensers. ADAAG Section 4.27.2 allows either a forward approach (Figure 1) or parallel approach (Figure 2) to the dispenser by a person in a wheelchair but requires that there be clear floor space for the approach measuring 30 in. by 48 in. (Figure 3).

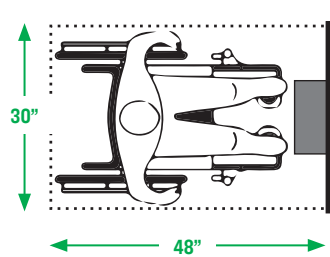


FIGURE 1: FORWARD APPROACH

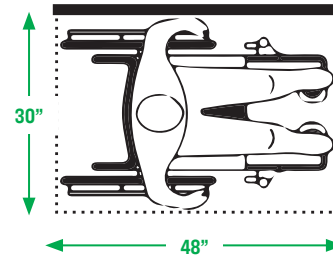


FIGURE 2: PARALLEL APPROACH

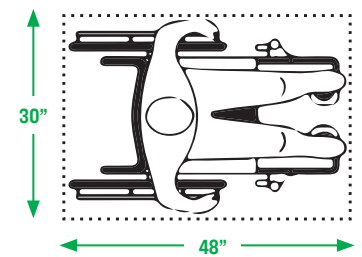
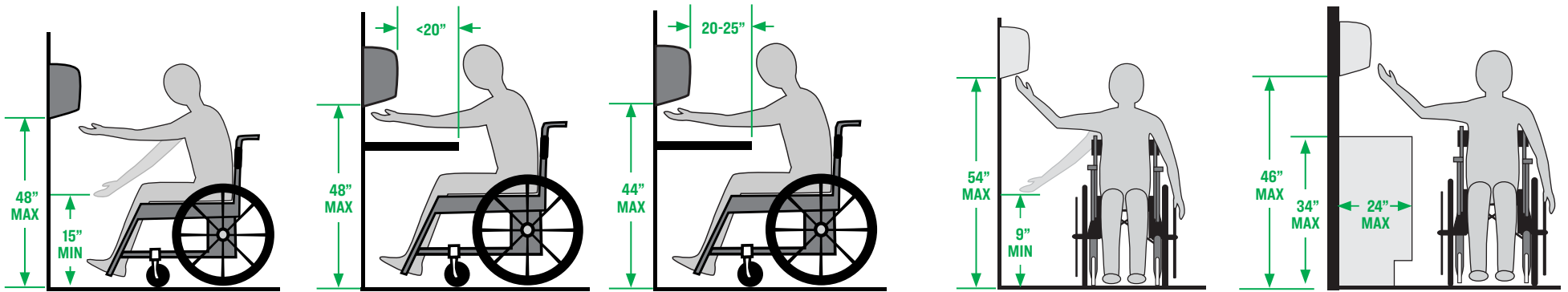


FIGURE 3: CLEAR FLOOR SPACE

Understanding where washroom systems should be placed and knowing the technical requirement for these systems will assist you in complying with the Americans with Disabilities Act (ADA) and with the Americans with Disabilities Act Accessibility Guidelines (ADAAG).

**REACH:** According to ADAAG Section 4.27.3, the highest operable part of a dispenser must be placed within at least one of the reach ranges specified in ADAAG Section 4.2.5, which governs forward (frontal) reaches, or ADAAG Section 4.2.6, which governs side reaches. The diagrams below illustrate the side and forward reach range requirements.



**FORWARD REACH LIMITS**

The forward reach range requirements in ADAAG Section 4.2.5, stipulate that if unobstructed floor space only allows a forward approach to the dispenser by a person in a wheelchair, then the minimum low forward reach range to the dispenser controls is 15 in., and the maximum high forward reach is 48 in.

**FORWARD REACH OVER AN OBSTRUCTION**

If the forward reach is over an obstruction, then the depth of the obstruction cannot exceed 25 in., and the knee space under the obstruction must equal or exceed the depth of the obstruction. If the obstruction is less than 20 in. deep, then the maximum high forward reach over the obstruction is 48 in. If the obstruction is 20-25 in. deep, then the maximum high forward reach over the obstruction is 44 in.

**HIGH AND LOW SIDE REACH LIMITS**

As illustrated, the side reach range requirements in ADAAG Section 4.2.6 state that if there is unobstructed floor space available which allows a parallel approach to the dispenser by a person in a wheelchair, then the minimum low side reach range to the dispenser controls allowed is 9 in., and the maximum high side reach range to the dispenser control allowed is 54 in..

**MAXIMUM SIDE REACH OVER AN OBSTRUCTION**

If the side reach is over an obstruction, then the height of the obstruction cannot exceed 34 in., the depth of the obstruction cannot exceed 24 in., and the maximum high side reach over the obstruction to the dispenser controls cannot exceed 46 in.

In general, ADAAG requires that toilet facilities comply with the requirement found in ADAAG Section 4.22. According to ADAAG Section 4.22.7., if controls, dispensers, receptacles or other equipment are provided in a toilet facility, then at least one of each of these items must be located on an accessible route and comply with the requirements of ADAAG Section 4.27.



## **ABOUT TITLE III OF THE ADA**

Enacted in 1990, the Americans with Disabilities Act (ADA) is a federal civil rights law granting equal rights to persons with disabilities. Title III of the ADA ensures that two types of buildings - places of public accommodation and commercial facilities - do not create or maintain any barrier to access for individuals with disabilities.

This information is designed to provide an overview of the ADA requirements governing washroom systems (As published in the Title III regulations [28 CFR Part 36, revised July 1, 1994] issued by the U.S. Department of Justice), such as toilet tissue, paper towel and soap dispensers.

This information is not intended as a substitute for the ADA, the regulations that interpret the ADA, or the advice of counsel. The ADA does not preempt, and this information does not address state, local laws, or building codes that may require more stringent accessibility modifications. This information is not intended to be a comprehensive guide to all ADA requirements that apply to washrooms. A complete guide to washrooms can be found at [www.ada.gov](http://www.ada.gov).



**WINONA**  
SERVICES

800 S. Buffalo St. | Warsaw IN 46580  
574-376-0802

---

[www.winonaservices.com](http://www.winonaservices.com)